

SIRIUS soft starter 200-480 V 370 A, 24 V AC/DC Screw terminals



Product brand name	SIRIUS
Product category	Hybrid switching devices
Product designation	Soft starter
Manufacturer's article number	<ul style="list-style-type: none"> • of HMI-Modul high-feature usable 3RW5980-0HF00 • of communication module PROFINET standard usable 3RW5980-0CS00 • of communication module PROFIBUS usable 3RW5980-0CP00 • of communication module Modbus TCP usable 3RW5980-0CT00 • of circuit breaker usable at 400 V 3VA2440-7MN32-0AA0; Type of coordination 1, Iq = 65 kA, CLASS 10 • of circuit breaker usable at 500 V 3VA2440-7MN32-0AA0; Type of coordination 1, Iq = 65 kA, CLASS 10 • of circuit breaker usable at 400 V at inside-delta circuit 3VA2580-6HN32-0AA0; Type of coordination 1, Iq = 65 kA, CLASS 10 • of circuit breaker usable at 500 V at inside-delta circuit 3VA2580-6HN32-0AA0; Type of coordination 1, Iq = 65 kA, CLASS 10 • of the gG fuse usable up to 690 V 2x3NA3365-6; Type of coordination 1, Iq = 65 kA • of the gG fuse usable at inside-delta circuit up to 500 V 2x3NA3365-6; Type of coordination 1, Iq = 65 kA • of full range R fuse link for semiconductor protection usable up to 690 V 3NE1334-2; Type of coordination 2, Iq = 65 kA

General technical data	
Starting voltage [%]	20 ... 100 %
Start-up ramp time of soft starter	0 ... 360 s
Stopping time of soft starter	0 ... 360 s
Start torque [%]	10 ... 100 %
Stopping torque [%]	10 ... 100 %
Torque limit [%]	20 ... 200 %
Current limiting value [%] adjustable	125 ... 800 %
Breakaway voltage [%] adjustable	40 ... 100 %
Breakaway time adjustable	0 ... 2 s
Number of parameter sets	3
Accuracy class acc. to IEC 61557-12	5 %
Product component	
• HMI-High Feature	Yes
• is supported HMI-High Feature	Yes
Product feature integrated bypass contact system	Yes
Number of controlled phases	3
Trip class	CLASS 10A / 10E (default) / 20E / 30E; acc. to IEC 60947-4-2
Current unbalance limiting value [%]	10 ... 60 %
Ground-fault monitoring limiting value [%]	10 ... 95 %
Recovery time after overload trip adjustable	60 ... 1 800 s
Insulation voltage	
• rated value	480 V
Impulse voltage rated value	6 kV
Blocking voltage of the thyristor maximum	1 400 V
Service factor	1.15
Surge voltage resistance rated value	6 kV
maximum permissible voltage for safe isolation	
• between main and auxiliary circuit	480 V
Protection class IP	IP00
Reference code acc. to DIN EN 81346-2	Q
Product function	
• ramp-up (soft starting)	Yes
• ramp-down (soft stop)	Yes
• breakaway pulse	Yes
• Adjustable current limitation	Yes
• creep speed in both directions of rotation	Yes
• pump ramp down	Yes
• DC braking	Yes
• motor heating	Yes
• slave pointer function	Yes
• trace function	Yes

<ul style="list-style-type: none"> • Intrinsic device protection • motor overload protection 	<p>Yes</p> <p>Yes; Full motor protection (thermistor motor protection and electronic motor overload protection) / When using the motor overload protection according to ATEX, an upstream contactor is required in inside-delta circuit.</p>
<ul style="list-style-type: none"> • Evaluation of thermistor motor protection • inside-delta circuit • Auto-reset • Manual RESET • remote reset • communication function • operating measured value display • event list • error logbook • via software parameterizable • via software configurable • PROFinergy 	<p>Yes; Type A PTC or Klixon / Thermoclick</p> <p>Yes</p> <p>Yes</p> <p>Yes</p> <p>Yes</p> <p>Yes</p> <p>Yes</p> <p>Yes</p> <p>Yes</p> <p>Yes</p> <p>Yes</p> <p>Yes; in connection with the PROFINET Standard and PROFINET High-Feature communication modules</p>
<ul style="list-style-type: none"> • firmware update • removable terminal for control circuit • combined braking • analog output • programmable control input-/outputs • condition monitoring • automatic parameterisation • application wizards • alternative run-down • emergency operation mode • reversing operation • soft starting at heavy starting conditions 	<p>Yes</p> <p>Yes</p> <p>Yes</p> <p>Yes; 4 ... 20 mA (default) / 0 ... 10 V</p> <p>Yes</p> <p>Yes</p> <p>Yes</p> <p>Yes</p> <p>Yes</p> <p>Yes</p> <p>Yes</p> <p>Yes</p> <p>Yes</p>

Power Electronics

Operating current	
<ul style="list-style-type: none"> • at 40 °C rated value • at 50 °C rated value • at 60 °C rated value 	<p>370 A</p> <p>328 A</p> <p>300 A</p>
Operating current at inside-delta circuit	
<ul style="list-style-type: none"> • at 40 °C rated value • at 50 °C rated value • at 60 °C rated value 	<p>641 A</p> <p>568 A</p> <p>519 A</p>
Operating voltage	
<ul style="list-style-type: none"> • rated value • at inside-delta circuit rated value 	<p>200 ... 480 V</p> <p>200 ... 480 V</p>

Relative negative tolerance of the operating voltage	-15 %
Relative positive tolerance of the operating voltage	10 %
Relative negative tolerance of the operating voltage at inside-delta circuit	-15 %
Relative positive tolerance of the operating voltage at inside-delta circuit	10 %
Operating power for three-phase motors	
• at 230 V at 40 °C rated value	110 kW
• at 230 V at inside-delta circuit at 40 °C rated value	200 kW
• at 400 V at 40 °C rated value	200 kW
• at 400 V at inside-delta circuit at 40 °C rated value	355 kW
Operating frequency 1 rated value	50 Hz
Operating frequency 2 rated value	60 Hz
Relative negative tolerance of the operating frequency	-10 %
Relative positive tolerance of the operating frequency	10 %
Adjustable motor current	
• minimum	74 A
• at inside-delta circuit minimum	128 A
Minimum load [%]	10 %; Relative to set I _e
Power loss [W] for rated value of the current at AC	
• at 40 °C to power-up	111 W
• at 50 °C to power-up	98 W
• at 60 °C to power-up	90 W

Control circuit/ Control	
Type of voltage of the control supply voltage	AC/DC
Control supply voltage at AC	
• at 50 Hz rated value	24 V
• at 60 Hz rated value	24 V
Relative negative tolerance of the control supply voltage at AC at 50 Hz	-20 %
Relative positive tolerance of the control supply voltage at AC at 50 Hz	20 %
Relative negative tolerance of the control supply voltage at AC at 60 Hz	-20 %
Relative positive tolerance of the control supply voltage at AC at 60 Hz	20 %
Control supply voltage frequency	50 ... 60 Hz
Relative negative tolerance of the control supply voltage frequency	-10 %
Relative positive tolerance of the control supply voltage frequency	10 %

Control supply voltage	
• at DC rated value	24 V
Relative negative tolerance of the control supply voltage at DC	-20 %
Relative positive tolerance of the control supply voltage at DC	20 %
Control supply current in standby mode rated value	440 mA
Holding current in the by-pass mode operating rated value	720 mA
Starting current at close of by-pass contact maximum	6.7 A
Inrush current peak at connect of control supply voltage maximum	7.5 A
Duration of inrush current peak at connect of control supply voltage	20 ms
Design of the overvoltage protection	Varistor
Design of short-circuit protection for control circuit	4 A gG fuse (I _{cu} =1 kA), 6 A quick-acting fuse (I _{cu} =1 kA), C1 miniature circuit breaker (I _{cu} = 600 A), C6 miniature circuit breaker (I _{cu} = 300 A); Is not part of scope of supply

Inputs/ Outputs

Number of digital inputs	4
• parameterizable	4
Number of inputs for thermistor connection	1; Type A PTC or Klixon / Thermoclick
Number of digital outputs	4
• parameterizable	3
• not parameterizable	1
Digital output version	3 normally-open contacts (NO) / 1 changeover contact (CO)
Number of analog outputs	1
Switching capacity current of the relay outputs	
• at AC-15 at 250 V rated value	3 A
• at DC-13 at 24 V rated value	1 A

Installation/ mounting/ dimensions

Mounting position	Vertical (can be rotated +/- 90° and tilted forward or backward +/- 22.5°)
Mounting type	screw fixing
Height	393 mm
Width	210 mm
Depth	203 mm
Required spacing with side-by-side mounting	
• forwards	10 mm
• Backwards	0 mm
• upwards	100 mm
• downwards	75 mm
• at the side	5 mm

Installation altitude at height above sea level maximum	5 000 m; Derating as of 1000 m, see catalog
Weight without packaging	10.9 kg

Connections/Terminals

Type of electrical connection	busbar connection screw-type terminals
<ul style="list-style-type: none"> • for main current circuit • for control circuit 	
Type of connectable conductor cross-sections	2x (50 ... 240 mm ²) 2x (70 ... 240 mm ²)
<ul style="list-style-type: none"> • for DIN cable lug for main contacts stranded • for DIN cable lug for main contacts finely stranded 	
Type of connectable conductor cross-sections	1x (0.5 ... 4.0 mm ²), 2x (0.5 ... 2.5 mm ²) 1x (0.5 ... 2.5 mm ²), 2x (0.5 ... 1.5 mm ²) 1x (20 ... 12), 2x (20 ... 14)
<ul style="list-style-type: none"> • for control circuit solid • for control circuit finely stranded with core end processing • at AWG conductors for control circuit solid 	
Wire length	800 m 1 000 m
<ul style="list-style-type: none"> • between soft starter and motor maximum • at the digital inputs at DC maximum 	

Ambient conditions

Ambient temperature	-25 ... +60 °C; Please observe derating at temperatures of 40 °C or above -25 ... +80 °C
<ul style="list-style-type: none"> • during operation • during storage and transport 	
Environmental category	3K6 (no ice formation, only occasional condensation), 3C3 (no salt mist), 3S2 (sand must not get into the devices), 3M6 1K6 (only occasional condensation), 1C2 (no salt mist), 1S2 (sand must not get inside the devices), 1M4 2K2, 2C1, 2S1, 2M2 (max. fall height 0.3 m)
<ul style="list-style-type: none"> • during operation acc. to IEC 60721 • during storage acc. to IEC 60721 • during transport acc. to IEC 60721 	

Communication/ Protocol

Communication module is supported	Yes Yes Yes
<ul style="list-style-type: none"> • PROFINET standard • Modbus TCP • PROFIBUS 	

UL/CSA ratings

Manufacturer's article number	Type: Class J / L, max. 1200 A; Iq = 18 kA Type: Class J / L, max. 1200 A; Iq = 18 kA
<ul style="list-style-type: none"> • of fuse at Standard Faults usable up to 575/600 V according to UL • of fuse at Standard Faults usable at inside-delta circuit up to 575/600 V according to UL 	
Operating power [hp] for three-phase motors	

- at 200/208 V at 50 °C rated value 100 hp
- at 220/230 V at 50 °C rated value 125 hp
- at 460/480 V at 50 °C rated value 250 hp
- at 200/208 V at inside-delta circuit at 50 °C rated value 200 hp
- at 220/230 V at inside-delta circuit at 50 °C rated value 200 hp
- at 460/480 V at inside-delta circuit at 50 °C rated value 450 hp

Contact rating of auxiliary contacts according to UL R300-B300

General Product Approval

Declaration of Conformity

Test Certificates



[Type Test Certificates/Test Report](#)

Marine / Shipping

other



[Confirmation](#)

Further information

Information- and Downloadcenter (Catalogs, Brochures,...)

<http://www.siemens.com/industrial-controls/catalogs>

Industry Mall (Online ordering system)

<https://mall.industry.siemens.com/mall/en/en/Catalog/product?mlfb=3RW5546-6HA04>

Cax online generator

<http://support.automation.siemens.com/WW/CAXorder/default.aspx?lang=en&mlfb=3RW5546-6HA04>

Service&Support (Manuals, Certificates, Characteristics, FAQs,...)

<https://support.industry.siemens.com/cs/ww/en/ps/3RW5546-6HA04>

Image database (product images, 2D dimension drawings, 3D models, device circuit diagrams, EPLAN macros, ...)


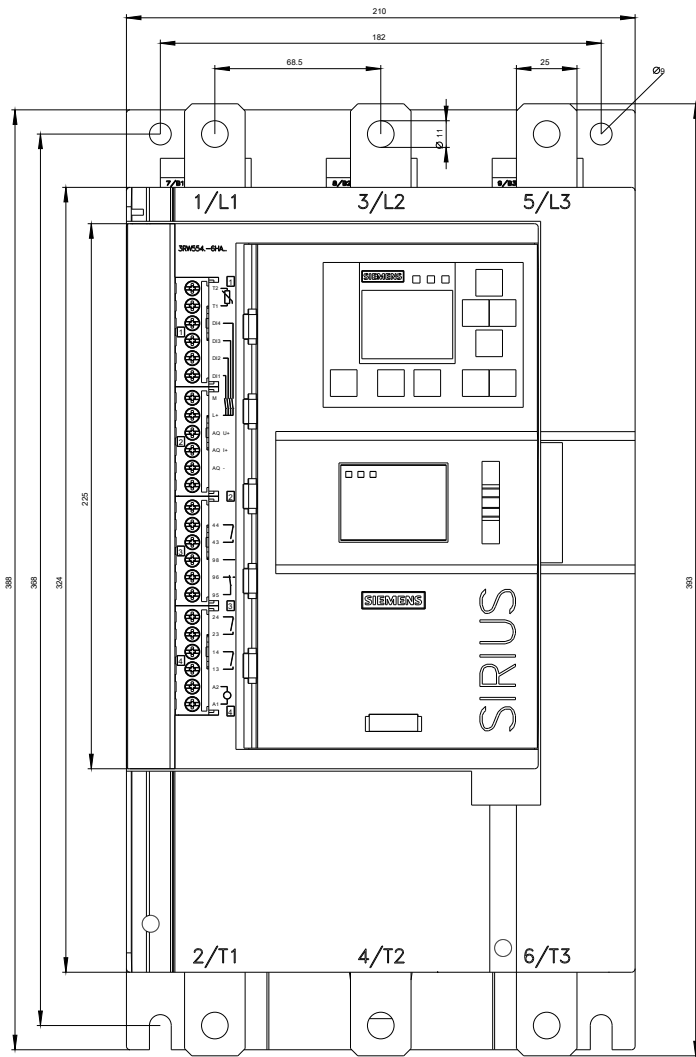
http://www.automation.siemens.com/bilddb/cax_de.aspx?mlfb=3RW5546-6HA04&lang=en

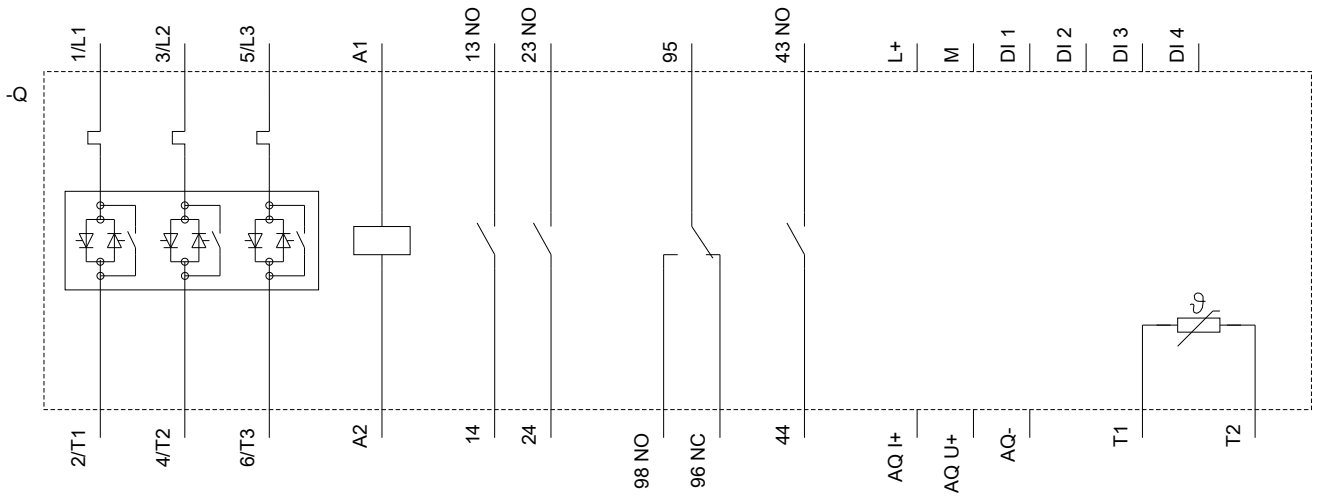
Characteristic: Tripping characteristics, I²t, Let-through current

<https://support.industry.siemens.com/cs/ww/en/ps/3RW5546-6HA04/char>

Characteristic: Installation altitude

<http://www.automation.siemens.com/bilddb/index.aspx?view=Search&mlfb=3RW5546-6HA04&objecttype=14&gridview=view1>





last modified:

03/20/2019